



RING SIZE GUIDE

HOW TO USE THIS GUIDE

This guide sheet needs to be printed in real size. To get an accurate measurement :

- page scaling must be set to "default" or "none" or "100%" depending on your printer settings

Scale

Default

Scale: 100%

- to be sure it worked, the bar on the right must be exactly 30mm

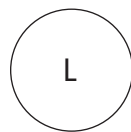


FOR NOW, WE PROPOSE ONLY THE MOST COMMON SIZES. WE'LL OFFER MORE IN THE FUTURE
WE THOROUGHLY NOTE THE SIZES YOU'D LIKE, WRITE TO US: HELLO@MOONSPELL.CO.NZ

HOW TO MEASURE

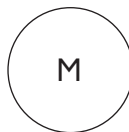
Choose one of your ring that fits perfectly

Place it over the circles below. Match the inside of the ring to the circle closest in size.



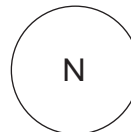
L

US 5 3/4



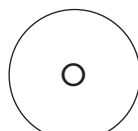
M

US 6 1/4



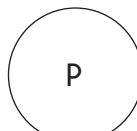
N

US 6 3/4



O

US 7 1/4



P

US 7 3/4



Q

US 8 1/4

STILL NOT SURE ? NO WORRIES !

IF THE CHOSEN SIZE IS WRONG, YOU CAN ENJOY OUR 14-DAYS RETURN POLICY